

How to Submit Senior Photos and Senior Quotes 2020-21



Whether your student is in school, learning virtually or doing a hybrid of the two, the Century yearbook staff is working harder than ever to get every student in the yearbook and cover every story happening during this unique, historic year.




NO PERSONAL INFORMATION IS STORED OR KEPT ONLINE BY THE PUBLISHER. Your information will only be accessible to Doug Miles, the yearbook teacher at Century High School, and your photo is directly uploaded into the yearbook digital program that students use to create the yearbook each year.

IMPORTANT REQUIREMENTS:

- **Photos are due by February 28th, 2021.** *If we do not receive a new photo to use, your photo from last year will be used, if you had one.*
- Student photos must follow the Standards of Student Conduct 20-21 which can be found https://www.hsd.k12.or.us/cms/lib/OR02216643/Centricity/domain/4/documents/catalogs_handbooks/StandardsofStudentConduct.pdf
- Only **ONE** photo can be submitted and it will not allow you to submit another photo after you submit, so be sure you are happy with the photo!
- **Only the student** is allowed to be in the photo, but seniors are allowed to have pets and personal objects in the photo with them
- We will **NOT** crop your photo (unless there is an inappropriate background), so be aware that head to toe pictures will not show the student's face very clearly compared to a bust shot (shoulders to the top of the head).
- If you use *either* of the two methods below, you acknowledge and agree to these requirements
- No masks, face paint, or hand signs are allowed, even peace signs

How to Upload Your Photo:

Choose **ONE** of the two options below:

<p>Option</p>  	<p><u>Yearbook Snap App</u></p> <p>To submit your photo using the Yearbook Snap app:</p> <ol style="list-style-type: none">1. Download the Yearbook Snap app from the App Store or Google Play and open it.2. Enter your school name and select it in the list.3. Type in your school's access code and click Enter. Access code: jaguar4. Tap Submit Photos and then select the Portraits category.5. Select your photo(s) for upload, and tap the Upload button.6. Tap on the photo and enter the student's name and grade in the Add a Note field.7. Tap Done, then Save and then Upload.8. Fill in your first name, last name and email address, then tap Submit Photos. Your images are uploaded to your school.
<p>Option</p> 	<p><u>Community Upload</u></p> <p>To submit your photo using Community Upload:</p> <ol style="list-style-type: none">1. Go to yearbookforever.com. Search for your school on the home page and click Shop the Store.2. On the next page, click the Community Upload link at the top of the page.3. Type in your school's access code and click Enter. Access code: jaguar4. Click the Upload Photo button and select the photo you want to upload.5. Check the "This photo is a portrait" box. You will be required to enter the student's first name, last name and grade.6. Enter your first name, last name and email address.7. Check the Terms of Use box, then click Submit Photos. Your images are uploaded to your school.

\$1.00 SENIOR ADS!

Seniors! To honor you this year, the yearbook wants to give you a senior ad this year in the yearbook for only \$1.00! The ad is 1/8th of the page and has a spot for one photo and room for a message for you or your parents to type! Go to <https://yearbookforever.com/> and enter "Century High School" for the school name and just follow the directions to creating your senior ad. Larger sizes are also being sold. There is a service fee of 3.5%.

SENIOR QUOTES

Go to the following Google Form to submit your senior quote. Due February 28th, 2021. <https://bit.ly/36GvgN0>

Questions?

If you have any questions, please reach out to Doug Miles, the yearbook teacher, at milesd@hsd.k12.or.us