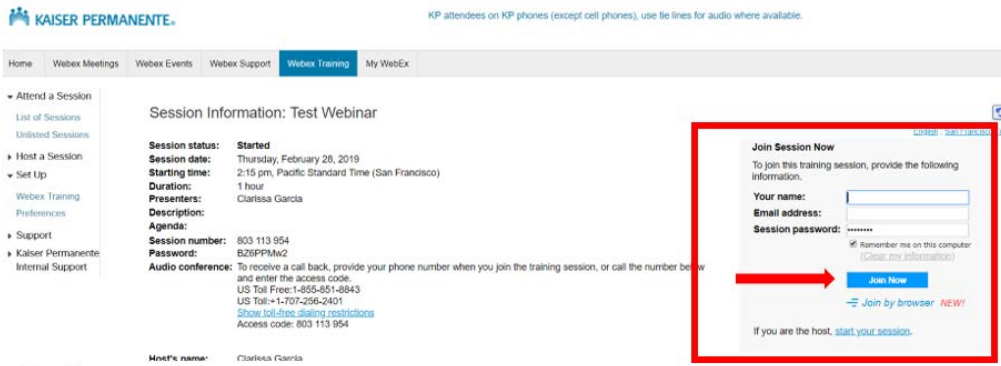
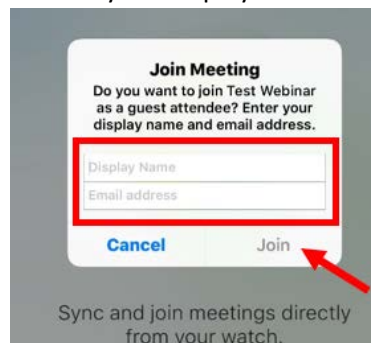


How to access a Health Education Webinar

1. Using the link provided to you by your **Human Resources Representative**, enter it in your internet browser or the WebEx mobile app to take you to the login page or simply click the link if it is clickable
 - a. If you are using an internet browser, you will see the following log in page.



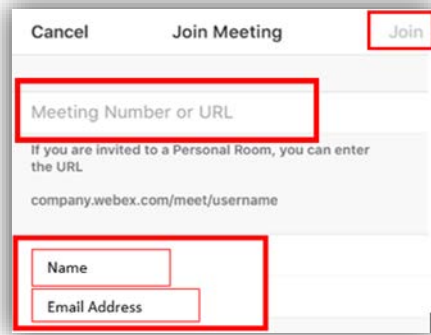
- b. If you are using a Mobile App, you can enter the WebEx session one of two ways:
 - i. Using the clickable link in the promotional material, you will be prompted to enter your Display Name and Email Address, then select Join.



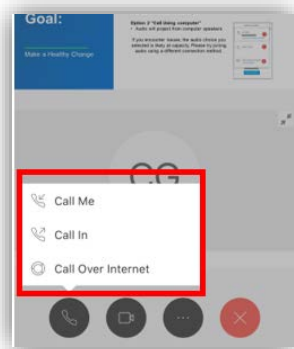
- ii. Opening the WebEx Meet Application, select "Join Meeting"



1. On the next string, enter the "Meeting Number or URL" which was provided to you by your Human Resources Representative or Wellness Representative and select Join.



2. Once you have joined, You will be taken to the meeting and asked how you would like to join audio.



2. If WebEx is not already running on your PC
 - a. Using Chrome internet browser, you will see the following screen, asking for you to add the application or run it temporarily. You can choose either or.



- b. Using Internet Explorer internet browser, you will see the screen below.