

A man with dark hair and a beard, wearing a denim shirt, is holding a baby. He is looking at a smartphone in his right hand. The baby is wearing a pink patterned shirt and is looking up at the man with a happy expression. The background is a blurred indoor setting with a yellow pillow and a framed picture on the wall.

# How to Sign Up for CirrusMD

Follow this guide to sign up for CirrusMD and get care when and where you need it.

# What is CirrusMD?

CirrusMD is a text-based virtual care platform that lets you connect to a doctor in seconds from your phone or computer.

Use CirrusMD when you:

- Feel sick but it's not an emergency
- Have a minor injury
- Have general medical questions or want peace of mind
- Think you need a prescription (Controlled substances and certain other drugs may not be available)
- Are not able to visit your primary care provider or are not sure where to get care

CirrusMD is available free of charge. Doctors are available 24 hours a day, 7 days a week.

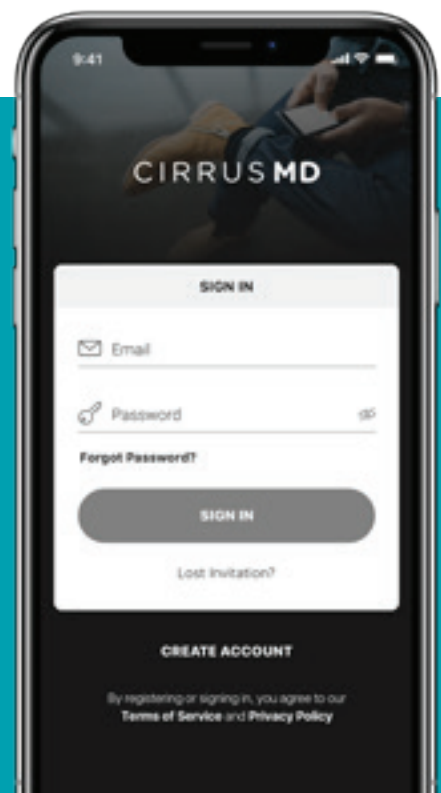
## Where to Get CirrusMD

### BY SMARTPHONE

Download the CirrusMD app from the App Store or Google Play by searching for "CirrusMD." Then, choose **Create Account** under the **Sign In** box to start signing up.

### BY COMPUTER

You can also sign up and use CirrusMD online at [modahealth.com/cirrusmd](https://modahealth.com/cirrusmd).



# Start Signing Up

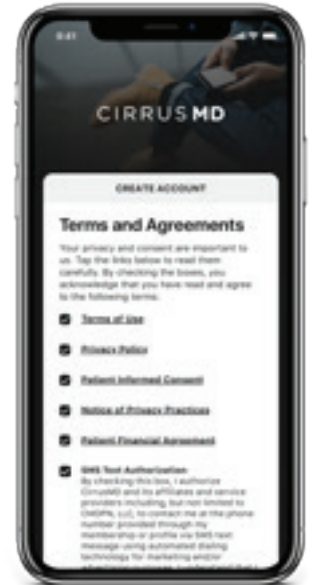
## 1. ENTER YOUR CONTACT INFORMATION

Fill in your last name, date of birth and zip code. Then, tap **Continue**.



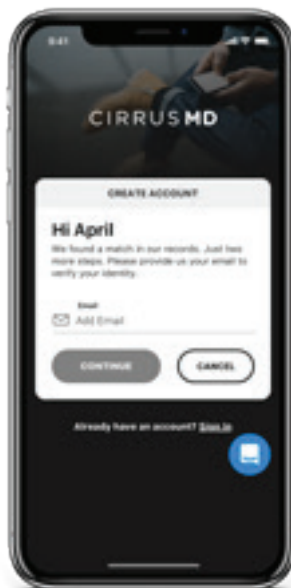
## 4. ACCEPT TERMS & AGREEMENTS

Tap the boxes to agree to standard terms and agreements. Then, tap **Continue**.



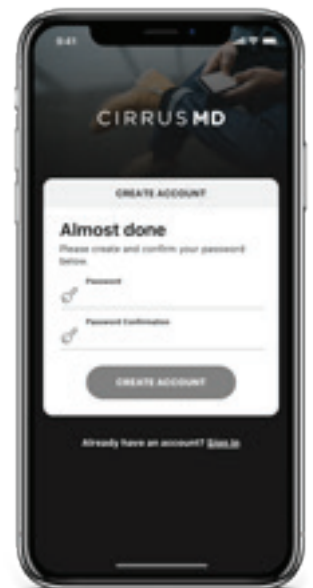
## 2. ENTER YOUR EMAIL

Enter your email address and tap **Continue**. This will send a confirmation email to your email account to verify your identity. If you are not able to enter your email address, check that you have entered your name, date of birth and zip code correctly. If you need help, tap the chat bubble to talk to CirrusMD customer support.



## 5. CREATE A PASSWORD

Create and confirm your password. On the mobile app, you can then set a four-digit password for faster login next time.



## 3. ACCEPT INVITATION EMAIL

Check your inbox for an email with the subject line, "CirrusMD Invitation Instructions" and select **Accept Invitation**. If you don't see the email in your inbox right away, check your spam folder.



## 6. BEGIN USING CIRRUSMD

The chat window will appear, meaning you are ready to start using the platform. Send a simple "Hi" and get connected to a doctor instantly!



## Need Help With CirrusMD?

- Learn more at [modahealth.com/cirrusmd](https://modahealth.com/cirrusmd).
- Use the chat bubble at the bottom of your CirrusMD sign-in screen to talk to a customer support representative.
- Email [support@cirrusmd.com](mailto:support@cirrusmd.com) for bugs, provider log-in issues and connectivity issues.



CIRRUS MD