



School-Based Health Centers

General Information

What is an SBHC?

School-Based Health Centers (SBHCs) are medical clinics that offer primary care services either within or on the grounds of a school. With easy access to health care in a school setting, SBHCs reduce barriers such as cost, transportation, and concerns surrounding confidentiality that often keep children and youth from seeking the health services they need. SBHCs provide a full range of physical, mental and preventive health services to all students, regardless of their ability to pay.

Each SBHC is staffed by a primary care provider (i.e., doctor, nurse practitioner or physician assistant), other medical, mental, or dental health professionals and support staff such as a receptionist.

SBHCs have existed in Oregon since 1986 and succeed through unique public-private partnerships between the Oregon Public Health Division, school districts, county public health departments, CCOs and private payors, providers, parents, students, and community members.

What do SBHCs do?

SBHCs provide patient-centered care services for all students whether or not they have health insurance coverage.

SBHCs can:

- Perform routine physicals, well-child exams, and sports exams;
- Diagnose and treat acute and chronic illnesses;
- Treat minor injuries/illnesses;
- Provide vision, dental and blood pressure screenings;
- Administer vaccinations;
- Prevent and treat alcohol and drug problems;
- Deliver preventive health and wellness messaging;
- Provide and/or connect students with mental health counseling;
- Provide reproductive health services;
- Give classroom presentations on health and wellness;
- Prescribe medication;
- Help students find social supports.

School-based health centers...

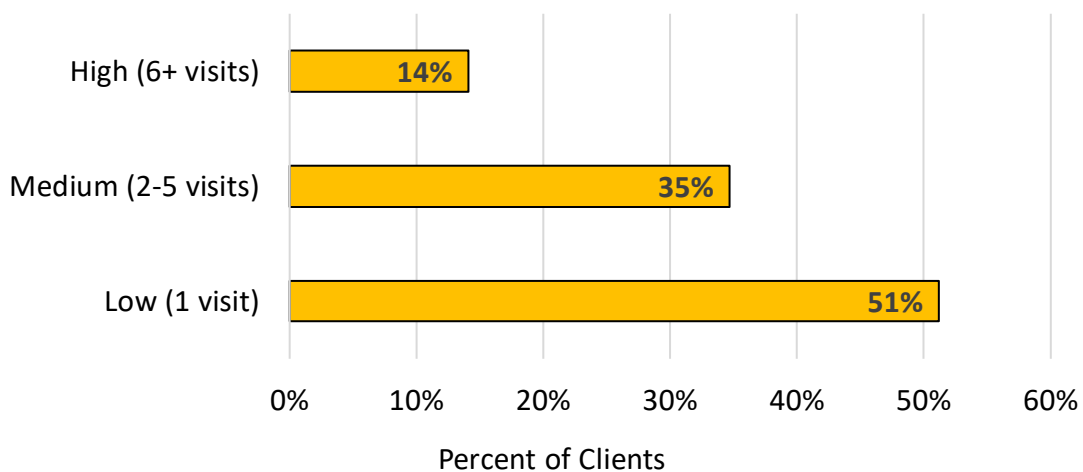
- Improve access to affordable and high quality physical, mental, dental and preventive health services.
- Treat children and youth who otherwise may not receive care.
- Reduce costs related to unnecessary hospital stays and use of emergency rooms.
- Save parents time by reducing missed work hours.
- Get students back to the classroom faster and ready to learn.
- Support students while they take charge of their health care as they become young adults.
- Meet community needs through patient-centered care.

STATE-LEVEL DATA		Service Year: July 1, 2019 to June 30, 2020		
SBHC Basics	Number of certified SBHCs in Oregon:	79		
	Total number of clients served:	35,785		
	Total number of visits:	121,144		
	Primary Care/ Dental Sustainability: \$ bought in for every state public health \$1 invested ^a :	3.66		
	# of Oregon school - aged children (5-21) with access to an SBHC ^b :	67,148		
Health System Transformation	% SBHCs with PCPCH recognition:	47%		
	Tier 1 /Tier 2 /Tier 3 /Tier 4 / Tier 5:	T1/ 0%	T2/ 13% T3/ 26%	
		T4/ 61%	T5/ 0%	
	% SBHCs sponsored by FQHCs:	76%		
Billing/ Sustainability	Insurance status of SBHC visits	All provider type visits	Mental Health provider visits	
		OHP/Medicaid:	61%	71%
		CCare/Other Public:	8%	2%
		Private:	17%	13%
		Unknown/ None:	14%	14%
	% of SBHCs billing private insurance:	100%	% of SBHCs billing MH services: 83%	
State-level Patient Data		All provider type visits	Mental Health provider visits	
		Average number of visits per client:	3.4	6.8
		Male % clients, % visits:	44% clients, 39% visits	39% clients, 37% visits
		Female % clients, % visits:	56% clients, 61% visits	61% clients, 63% visits
		Transgender % clients, % visits	0.1% clients, 0.3% visits	0.4% clients, 0.6% visits
		School-aged youth: % clients, % visits:	70% clients, 74% visits	87% clients, 94% visits
SBHC Services	% of visits with oral health provider	2%		
	% of clients who received immunizations:	34%		
	% of clients who received Adolescent Well Visit (ages 12 to 21):	40%		
	Most common reasons for SBHC visits:	Mental Health, Immunization, Reproductive Health		
SBHC Staffing	% of SBHCs with Dental Providers:	14%		
	% of SBHCs with Mental Health Providers:	97%		
	% of visits provided by Nurse Practitioners (N.P.):	26%		
	% of visits provided by Physician Assistants (P.A.):	11%		
	% of visits provided by Medical Doctors (M.D.):	10%		
	% of visits provided by Mental Health Providers:	37%		
	% of visits provided by Registered Nurses/Licensed Practical Nurses (R.N. /L.P.N.):	7%		

STATE-LEVEL DATA

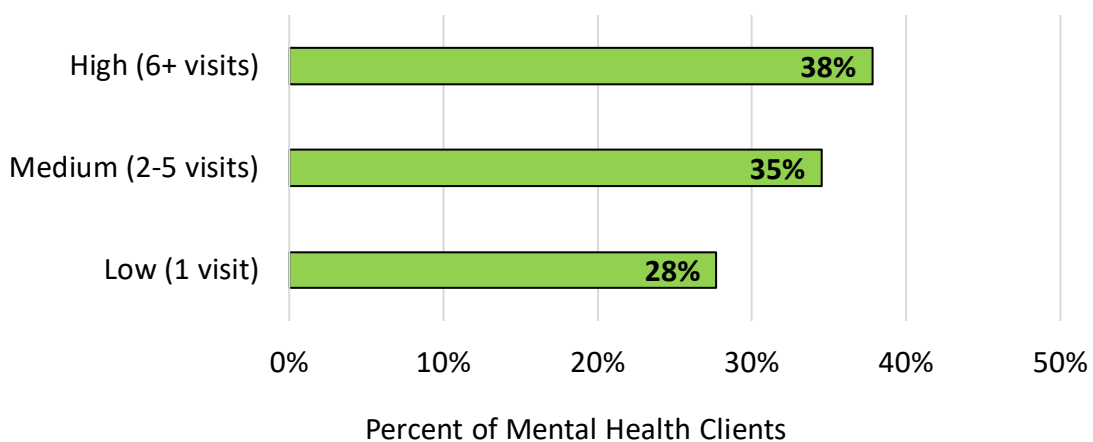
Service Year: July 1, 2019 to June 30, 2020

2019-2020 SBHC Utilization Level: % of Clients (5-21 yrs)



**Clients age 5-21:
SBHC Utilization
Level**

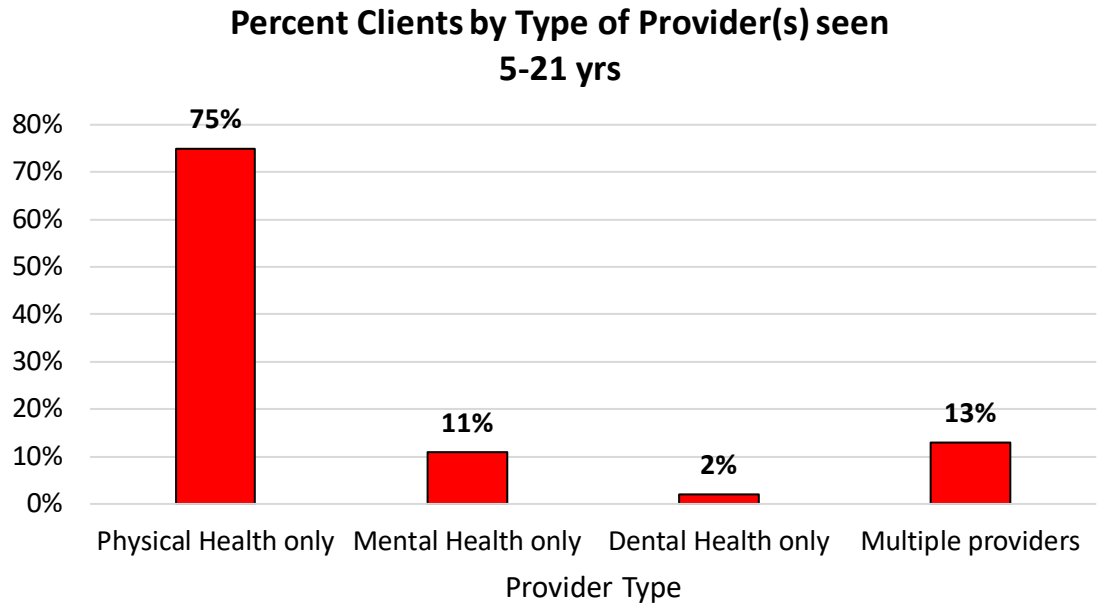
2019-2020 SBHC Utilization Level: % of Mental Health Clients (5-21 yrs)



STATE-LEVEL DATA

Service Year: July 1, 2019 to June 30, 2020

Clients age 5-21:
SBHC Utilization
Level





LOCAL-LEVEL DATA		Service Year: July 1, 2019 to June 30, 2020			
SBHC Basics	SBHC Name:	Century High School-Based Health Center			
	Year SBHC opened:	2013			
	SBHC School:	Century High School			
	School District:	Hillsboro SD 1J			
	County:	Washington			
	CCO(s):	HealthShare, Trillium			
Partnerships	Medical Sponsor Name:	Virginia Garcia Memorial Health Center			
	FQHC:	Yes			
	PCPCH Recognition Status:	N/A			
	Mental Health Sponsor:	LifeWorks NW			
	Dental Health Sponsor:				
Historical data: Visit Statistics Service Year		All provider type visits		Mental Health provider visits	
		School Year 2018-19	School Year 2019-20	School Year 2018-19	School Year 2019-20
	Total clients served:	794	713	172	156
	% School-aged clients served (ages 5-21):	89%	85%	99%	100%
	Total visits:	2,377	1,794	1008	846
	Average number of visits per client	3	2.5	5.9	5.4
		School Year 2018-19		School Year 2019-20	
	% of visits with a mental health provider (ages 5-21):	99%		100%	
	% of visits with oral health component:	5%		3%	
	% of clients receiving immunizations, # shots given:	53%, 907		53%, 380	
	% of clients with Adolescent Well Visit (ages 12 - 21)	56%		50%	

LOCAL-LEVEL DATA		Service Year: July 1, 2019 to June 30, 2020
Insurance Status (All visits)	OHP/Medicaid:	<u>73%</u>
	CCare/Other Public:	<u>2%</u>
	Private:	<u>17%</u>
	Unknown/ None:	<u>9%</u>
Insurance Status (Mental Health visits)	OHP/Medicaid:	<u>73%</u>
	Other Public:	<u>1%</u>
	Private:	<u>25%</u>
	Unknown/ None:	<u>2%</u>
Utilization Level: % of Clients (5-21 yrs)	High (6+ visits):	<u>11%</u>
	Medium (2 - 5 visits):	<u>35%</u>
	Low (1 visit):	<u>54%</u>
Utilization Level: % of Mental Health Clients (5-21 yrs)	High (6+ visits):	<u>42%</u>
	Medium (2 - 5 visits):	<u>42%</u>
	Low (1 visit):	<u>18%</u>
SBHC Satisfaction	% clients <i>SBHC Staff Communication</i> ^b :	<u>89%</u>
	% clients <i>Access to Needed Care</i> ^b :	<u>57%</u>

LOCAL CCO/SBHC DATA		Service Year: July 1, 2019 to June 30, 2020
Adolescent Well Visit (Percent of Clients 12-21 years)	Statewide SBHCs:	40%
	Clients:	50%
	OHP Clients:	45%
	Statewide CCO Metric Benchmark:	65%
	HealthShare:	56%
	Trillium:	44%

SBHC SCHOOL DATA		Service Year: July 1, 2019 to June 30, 2020
SBHC School	SBHC School:	Century High School
	Population ^c :	1581
	Participated in School Health Survey ^d :	No
	Immunization exemption rate ^e :	1%
	2019 School District Poverty Rate (ages 5-17) ^f :	9%
	% eligible for free and reduced lunch ^g :	35%
	Chronic absenteeism rate ^g :	22%
	2019-2020 High school graduation rate ^g :	88%
	Registered Nurses available to School District ^h :	8.9
School Academic Performance:	http://www.ode.state.or.us/data/reportcard/reports.aspx	

^a The sustainability figure is based on SBHC data submitted to the operational profile for 2017-18. It reflects the ratio of total primary care/dental revenue dollars brought in by SBHCs from billing, grant, & federal/local sources for every \$1 allocated from state public health

^b SBHC Staff Communication and Access to Needed Care are based on CAHPS measures and come from the 2019-20 SBHC Patient Satisfaction Survey. More information about CAHPS measures can be found on the OHA CCO Metrics web page

<https://www.oregon.gov/oha/hpa/analytics/pages/cco-metrics.aspx?wp2897=se:%22cahps%22>

^c Total enrollment at SBHC schools: <https://www.oregon.gov/ode/reports-and-data/students/Pages/default.aspx>

^d Participated in School Health Survey

^e Percent of students opting out of school immunization requirements for nonmedical reasons (Oregon Public Health Division)

^f School District Poverty Estimates for 2019 available from the United Census Bureau:

<https://www.census.gov/data/datasets/2019/demo/saipe/2019-state-and-county.html>

^g Data available from Oregon Department of Education: <https://www.oregon.gov/ode/reports-and-data/students/Pages/default.aspx>

^h School nurse data available from the Oregon Department of Education: [https://www.oregon.gov/ode/students-and-family/healthsafety/Documents/2019-2020%20School%20Nursing%20Report%20\(Accessible%2012-10-20\).pdf](https://www.oregon.gov/ode/students-and-family/healthsafety/Documents/2019-2020%20School%20Nursing%20Report%20(Accessible%2012-10-20).pdf)